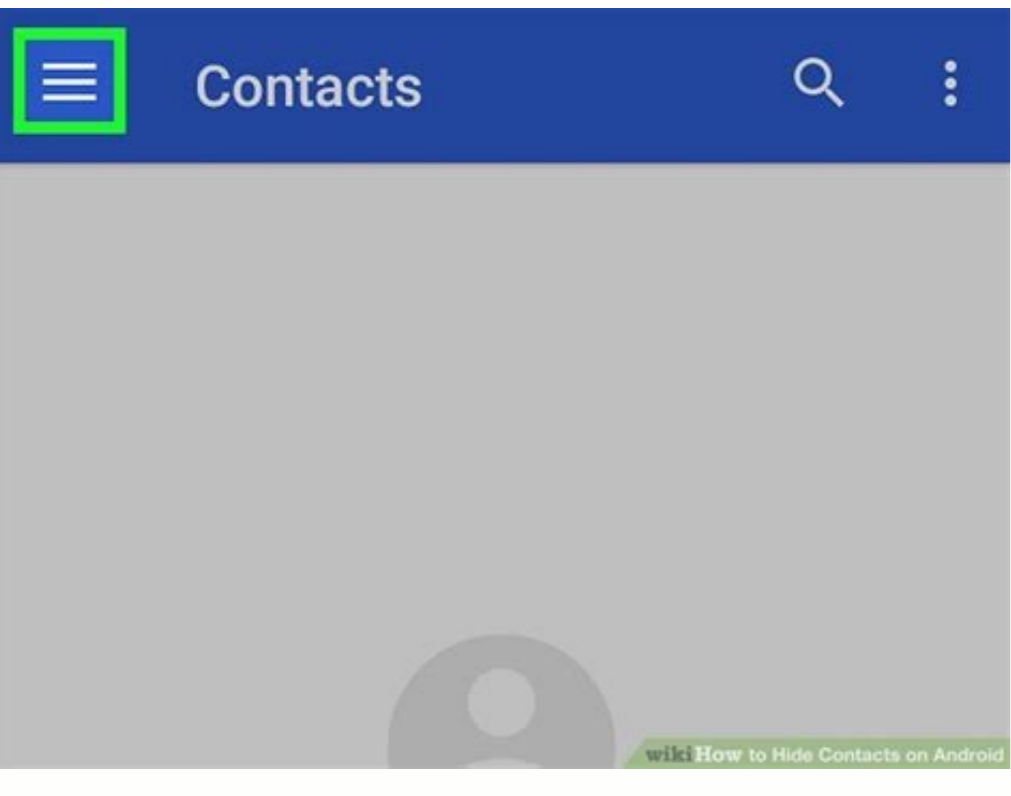
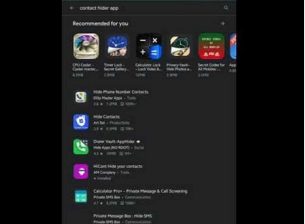
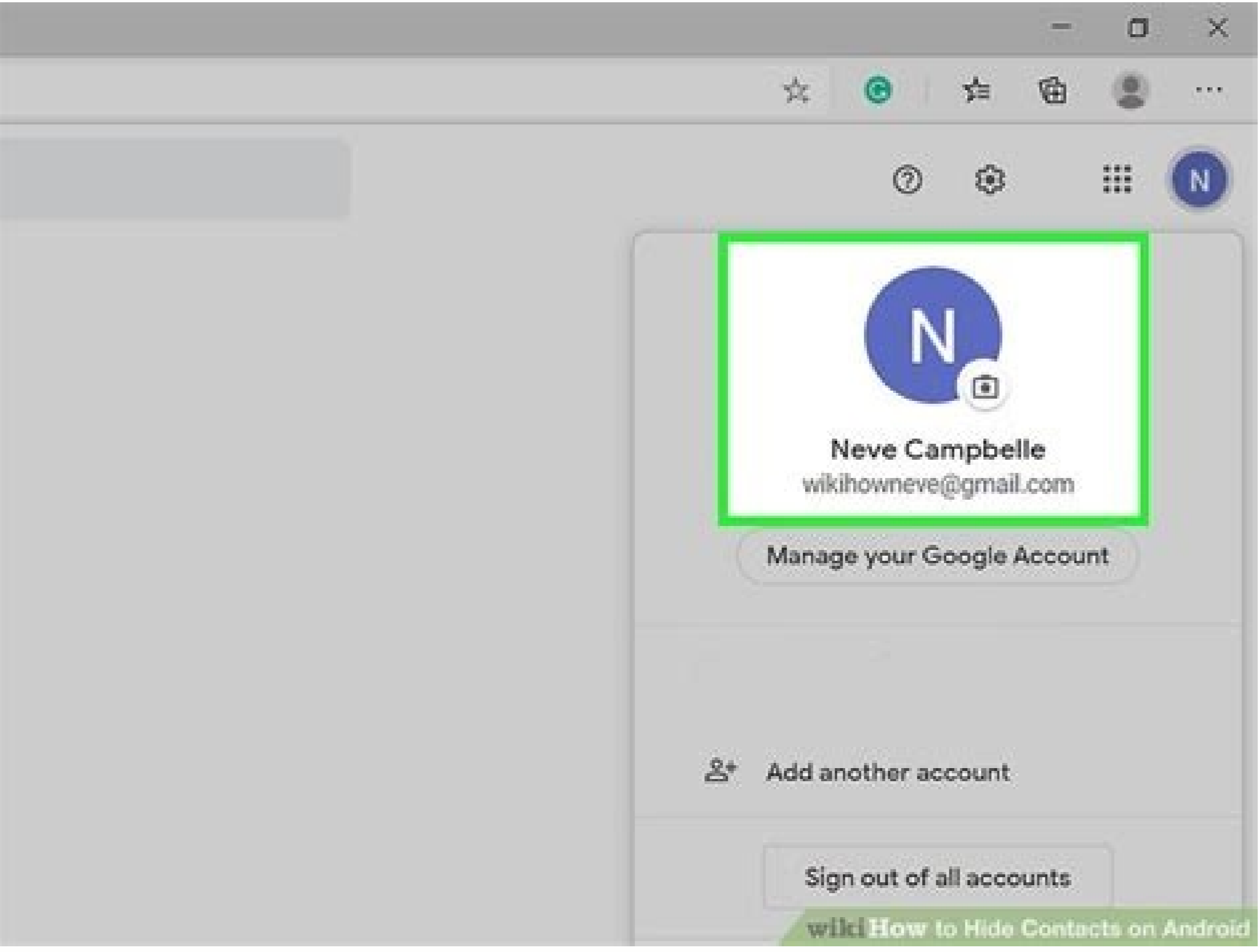


Continue





Can you hide contacts on android. Can you hide a contact. How to hide alerts from a contact on android. How to hide a contact on android phone. How do i hide a contact. How to hide a contact on my android. How to hide a whatsapp contact on android.

WhatsApp is one of the most popular messaging apps in India and is something that is found on almost every smartphone. The app has made our lives easier as connecting with your friends and family has become very easy. There are times when you no longer wish to chat with a contact and you may not even like seeing their name when you open WhatsApp. To solve this, one of the easiest things to do is to delete the contact. However, if you don't want to delete the contact and are simply looking to remove their name from WhatsApp's home screen, you can follow the steps below. To begin, open WhatsApp on your phone. Now, scroll and find the chat of the contact that you wish to hide. Tap and hold the chat. Now, click on the archive button at the top right corner. With this, the chat will be archived and it will only show up if they send you a message. Here's what you need to do to unhide a contact in WhatsApp. Open the app on your phone. Scroll down on the homepage till you see the 'Archived' section. Now, click on it. Find the chat that you wish to unhide. Tap and hold the chat. Now, click on the unarchive button in the top right corner. With this method, while the contact is removed from the app's home screen, it will still show up if you receive a message from them. If you wish to permanently block someone, you can follow the below steps - Open WhatsApp on your phone. Search the contact that you want to block. Now, click on the three-dot menu at the top right corner. Now, click on "Block". SEE ALSO:How to transfer WhatsApp messages from Android to iPhoneBest upcoming WhatsApp features - download timers, message reactions and more WhatsApp carried out only 17 million UPI transactions last fiscal, PhonePe was at 20 billion Answer There are a few ways to hide contacts on Android. One way is to create a contacts group and add all of the contacts you want to hide to that group. Then, go to Settings > Contacts > Groups and uncheck the Show in favorites box. This will prevent the contacts from appearing in your main Contacts list, but they will still be accessible if you open the Groups list. How to hide contact from contact list on an Android Phone How to Hide SIM & Phone Contacts in Android Phone & Tablet (No App) How do I hide contacts on my Samsung Galaxy s10? To hide contacts on your Samsung Galaxy s10, open the Contacts app and tap the menu icon in the top-left corner of the screen. Tap "Settings" and then toggle the "Show contact photos" setting to off. How do I find hidden apps on Android? There are a few ways to find hidden apps on Android. One way is to go into your Settings and then select Applications. From there, you can select Show Hidden Applications. Another way is to use a third-party app like App Inspector. How do you find hidden messages on Samsung? There is no specific way to find hidden messages on Samsung devices. However, if you suspect that there may be a hidden message on your device, you can try searching through your phone's settings or using a third-party app to scan for them. How do I hide contacts on Samsung SIM? To hide contacts on a Samsung SIM, open the Contacts app and tap the three dots in the top right corner. Select Settings and then Manage Contacts. Tap the checkboxes next to the contacts you want to hide and then tap Done. How do I change contact display on Android? To change the contact display on Android, open the Contacts app and tap the Menu button. Tap Settings and select the desired display option. How can I hide a contact on WhatsApp without archiving? To hide a WhatsApp contact without archiving, you can either create a new group and add the contact to it, or you can send a message to the contact and then delete it. How can I hide someone on WhatsApp without blocking them? There is no way to hide someone on WhatsApp without blocking them. If you do not want to receive messages from someone, you can block them by opening their chat, tapping the Menu button (three dots in the top-right corner), and selecting "Block. Can you hide contacts on WhatsApp? Yes, you can hide contacts on WhatsApp by editing your contact list. To do this, open WhatsApp and tap the Menu Button > Settings > Contact List. From here, you can choose which contacts are displayed and which are hidden. How do I only show contact name and hide number on Android messaging app? There is no one-size-fits-all answer to this question, as the method for doing this will vary depending on which messaging app you are using. However, a general method for doing this is to go into your messaging app's settings and disable the display of phone numbers. How do I change contact display on Samsung? To change your contact display on Samsung, open the Contacts app and tap the Menu button (three lines in the top-left corner). Select Settings and then Display settings. You can choose to display contacts by first or last name, or by company. What is hide contacts without numbers? There are a few ways to hide your contacts without numbers. One way is to create a group and add all of your contacts without phone numbers to that group. Then, when you want to call or text someone, just open the group and choose the person you want to contact. Another way is to create a contact and add all of your contacts without phone numbers to that contact. How do you archive contacts on Android? There are a few different ways to archive contacts on Android. One way is to open the Contacts app and long-press on the contact you want to archive. Then, select the Archive option from the menu. Another way is to open the Contacts app and tap the Menu button. Select the Import/Export option, then choose Export to File. Select the contacts you want to export, then tap Export. The exported contacts will be saved as a . How can I hide my WhatsApp contacts and GB? There are a few ways to hide your WhatsApp contacts and GB. You can either create a new contact group and add only the people you want to chat with, or you can use the hidden chats feature. To use hidden chats, open WhatsApp and go to Menu > Settings > Chats > Hide Chats. Select the contacts you want to hide and tap OK. How do I know if someone has WhatsApp GB? If you're not sure whether someone has the WhatsApp GB update, there's an easy way to find out. Just ask them to open up the app and go to Settings > About. If you see "WhatsApp GB" listed under Version, then they've got the update. How can show both contact name and number in Android? To show both the contact name and number in Android, you can use the following code:String contactName = Contacts.getContactName(phoneNumber);Log.d("Name: " + contactName);String phoneNumber = phoneNumber.split("-")[0];Log. Answer On Android, hiding contacts may be accomplished in a few different ways. You have the ability to conceal all of them, revealing just the ones that you want. Only those from a certain number or category of contacts will do. FAQ On an Android phone, is it possible to conceal contacts? On an Android phone, you may conceal contacts using one of many different methods. One option is to open the Contacts app, find the contact whose card you wish to conceal, and then hit the three dots that are located in the upper-right hand corner of that contact's card. You now have the option to either remove the contact entirely, restrict its visibility to the Contacts app solely, or hide it from all other applications. How can I conceal a contact without erasing it completely? Launch the Contacts application on your Android smartphone. Tap the contact whose information you wish to keep private. Tap the "Settings" button that is located in the upper right corner of the screen. Tap the option that says "Hide contact from individuals you don't know" located under the "Privacy" heading. How can I conceal my list of contacts? Your contact list may be hidden in a variety of different ways. You have the option of deleting your contacts, encrypting them, or using a password manager. Is it possible to conceal phone numbers in contacts? There are a few methods available for hiding phone numbers in contacts; however, the one that is the most convenient and trustworthy is to utilise an application such as Contacts Cleaner. This programme is completely free to use, and it will immediately conceal any phone numbers that you do not want other people to see. How can I conceal my messages and contacts on my Android device? Utilizing a privacy software is the quickest and simplest method for hiding contacts and messages on an Android device. There are a few excellent ones that can be found, such as Privacy Guard and Hide My Ass! On an Android device, what are the steps to concealing text messages? On Android, you may conceal text messages using one of many different methods. One option is to open the Messages app on your device and then choose the message that you want to conceal. After that, choose "Hide" by tapping the three lines that appear in the upper left corner of the message. Another option is to go to Settings > System > Advanced > Keyboard > Text Input and uncheck the box next to "Show input field while the keyboard is open." This will make the input field invisible whenever the keyboard is open. What exactly does it imply when you hide yourself from contacts in Google Contacts? Hiding from contacts involves deleting someone from the list of people you keep in your Google account. How can I keep my contacts private in Gmail? There are a couple different approaches of concealing contact information in Gmail. You have the option of concealing them from the main contact list as well as any folders that they belong to. How can I keep some contacts private on my Samsung? On your Samsung phone, you may conceal contacts using a few different methods. The "Hide Contact" option may be found in the Contacts app, which can be accessed in one method. The Settings app also has a "Privacy" option, which may be accessed by going to that app. You'll find the option to "Hide from Address Book" under the "Contacts" tab. How can I filter the contacts app on my Android device? This may be accomplished in a few different ways. To do this, open the Contacts app and touch on the three vertical lines that are located in the upper left corner of the screen. After that, choose the option to "Edit Contacts." You may pick which of your contacts you would want to display on your phone from this menu.

